GMet (3DVar)

Init: 2026-11-24_06:00:00
Valid: 2026-11-24_06:00:00

TEMP at 2 M (C)
Sea Level Pressure (hPa)
Wind (kts)

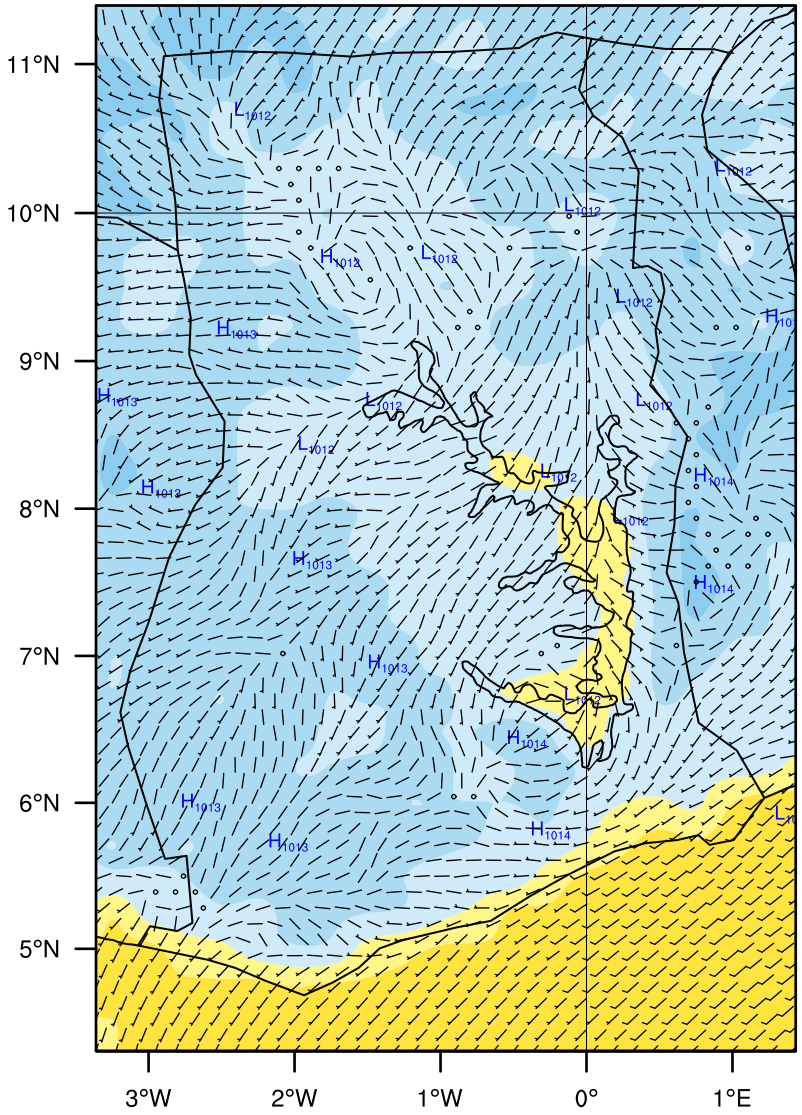

Sea Level Pressure Contours: 900 to 1100 by 5

TEMP at 2 M (C)



OUTPUT FROM WRF V4.7.1 MODEL
WE = 178 ; SN = 265 ; Levels = 40 ; Dis = 3km ; Phys Opt = 6 ; PBL Opt = 1 ; Cu Opt = 0

GMet (3DVar)

Init: 2026-11-24_06:00:00
Valid: 2026-11-24_07:00:00

TEMP at 2 M (C)
Sea Level Pressure (hPa)
Wind (kts)

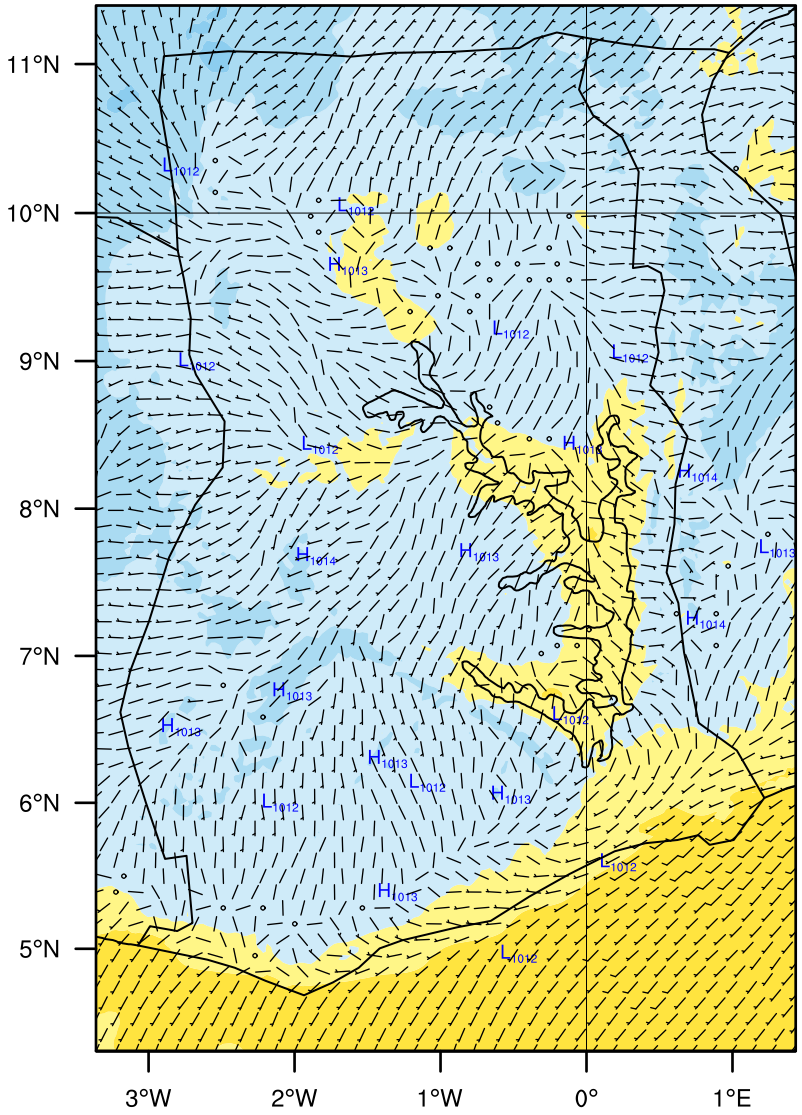

Sea Level Pressure Contours: 900 to 1100 by 5

TEMP at 2 M (C)



OUTPUT FROM WRF V4.7.1 MODEL
WE = 178 ; SN = 265 ; Levels = 40 ; Dis = 3km ; Phys Opt = 6 ; PBL Opt = 1 ; Cu Opt = 0

GMet (3DVar)

Init: 2026-11-24_06:00:00
Valid: 2026-11-24_08:00:00

TEMP at 2 M (C)
Sea Level Pressure (hPa)
Wind (kts)

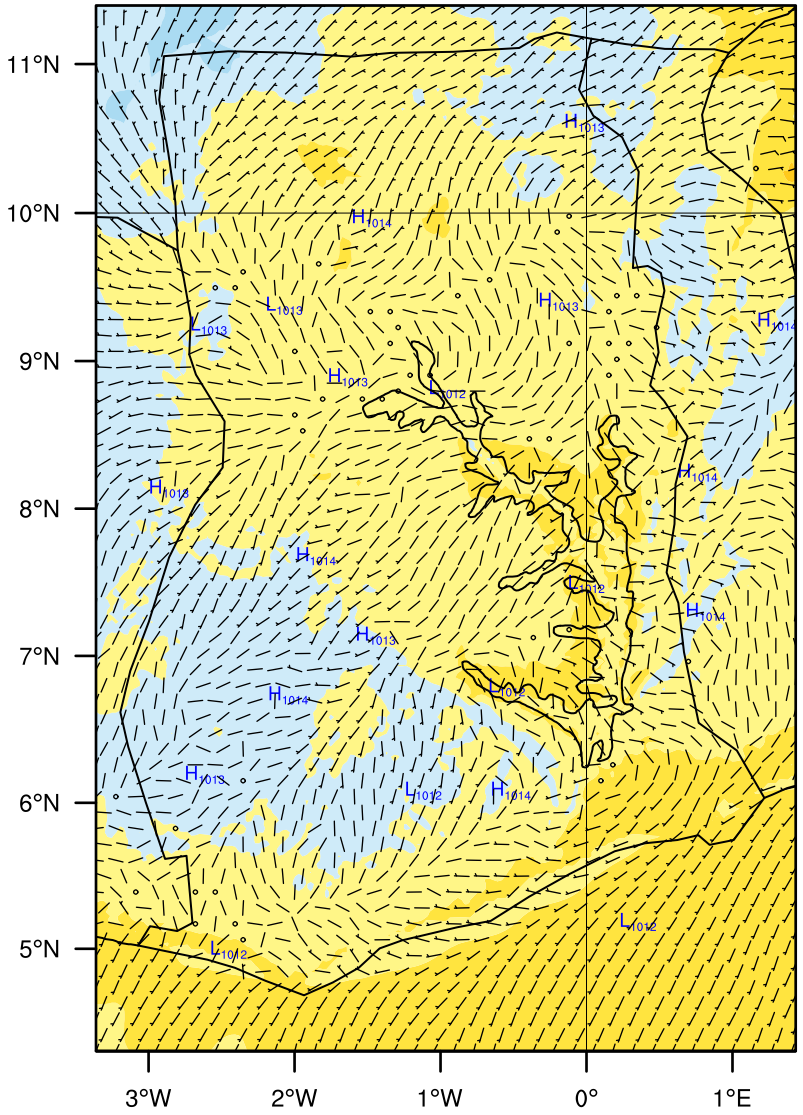

Sea Level Pressure Contours: 900 to 1100 by 5

TEMP at 2 M (C)

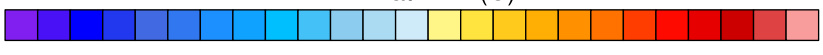

OUTPUT FROM WRF V4.7.1 MODEL
WE = 178 ; SN = 265 ; Levels = 40 ; Dis = 3km ; Phys Opt = 6 ; PBL Opt = 1 ; Cu Opt = 0

GMet (3DVar)

Init: 2026-11-24_06:00:00
Valid: 2026-11-24_09:00:00

TEMP at 2 M (C)
Sea Level Pressure (hPa)
Wind (kts)

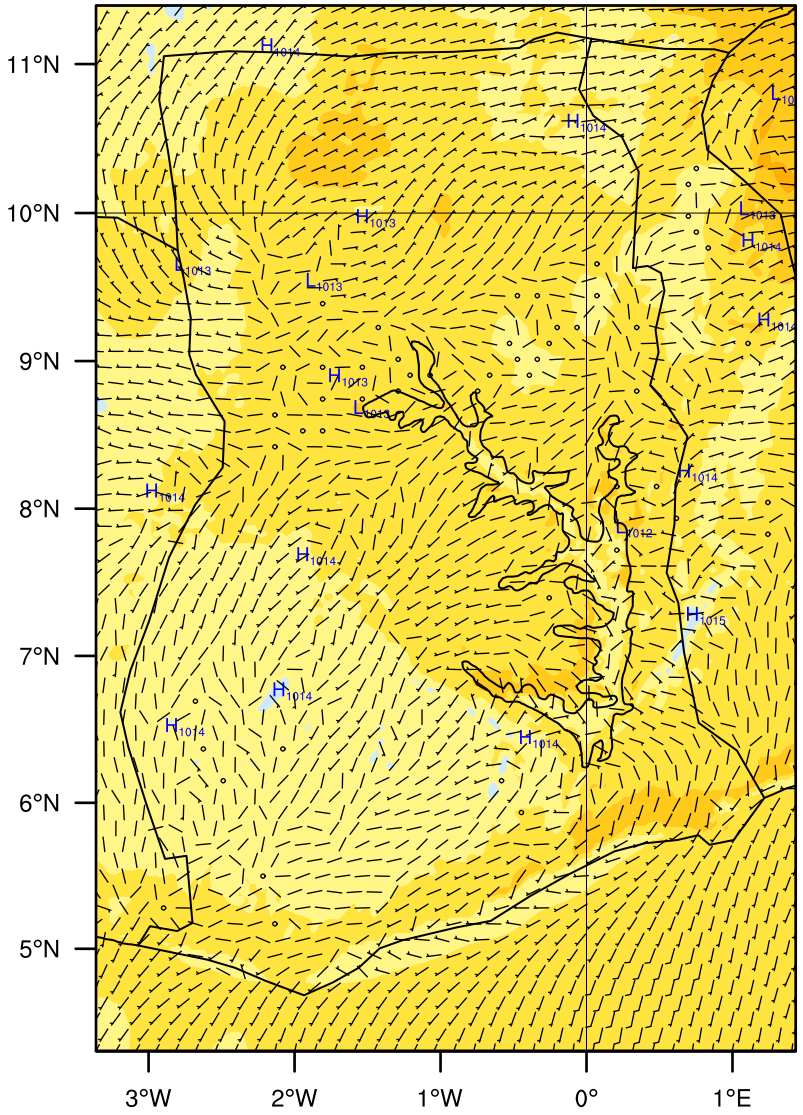

Sea Level Pressure Contours: 900 to 1100 by 5

TEMP at 2 M (C)

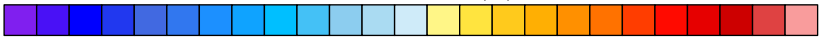

OUTPUT FROM WRF V4.7.1 MODEL
WE = 178 ; SN = 265 ; Levels = 40 ; Dis = 3km ; Phys Opt = 6 ; PBL Opt = 1 ; Cu Opt = 0

GMet (3DVar)

Init: 2026-11-24_06:00:00
Valid: 2026-11-24_10:00:00

TEMP at 2 M (C)
Sea Level Pressure (hPa)
Wind (kts)

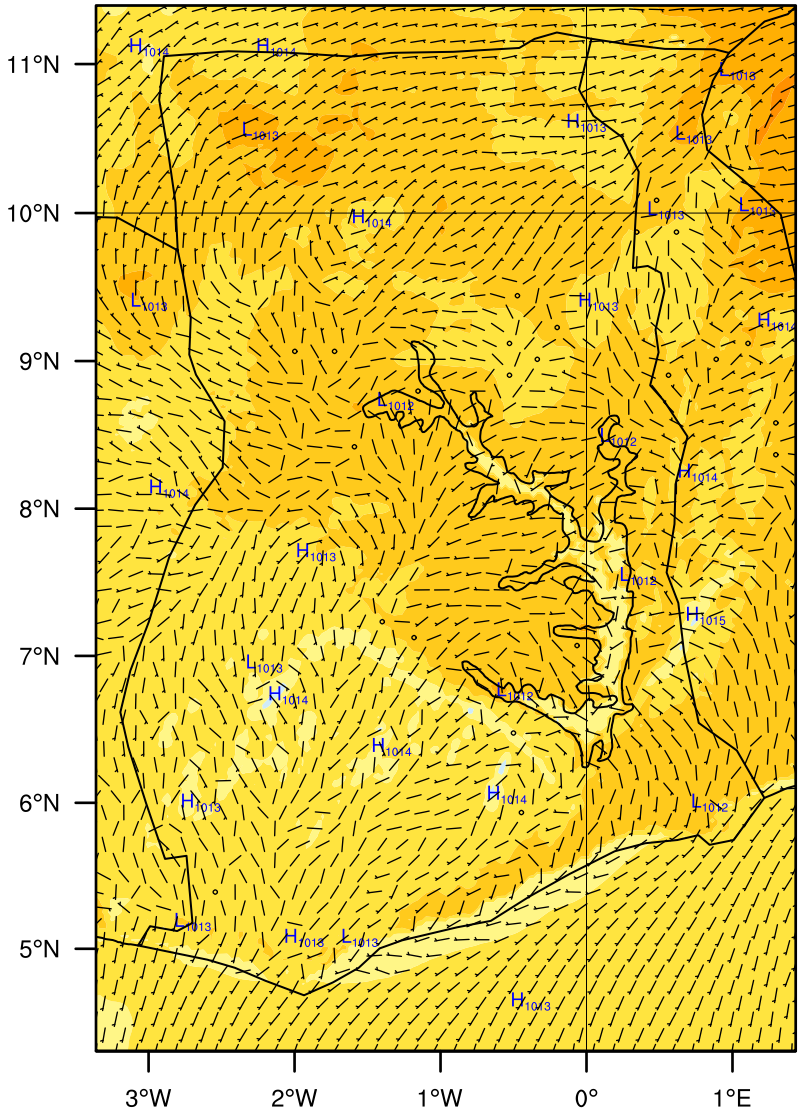

Sea Level Pressure Contours: 900 to 1100 by 5

TEMP at 2 M (C)

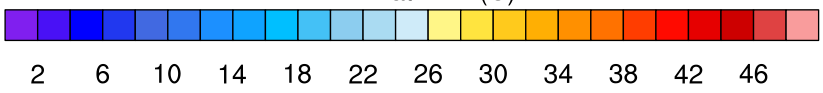

OUTPUT FROM WRF V4.7.1 MODEL
WE = 178 ; SN = 265 ; Levels = 40 ; Dis = 3km ; Phys Opt = 6 ; PBL Opt = 1 ; Cu Opt = 0

GMet (3DVar)

Init: 2026-11-24_06:00:00
Valid: 2026-11-24_11:00:00

TEMP at 2 M (C)
Sea Level Pressure (hPa)
Wind (kts)

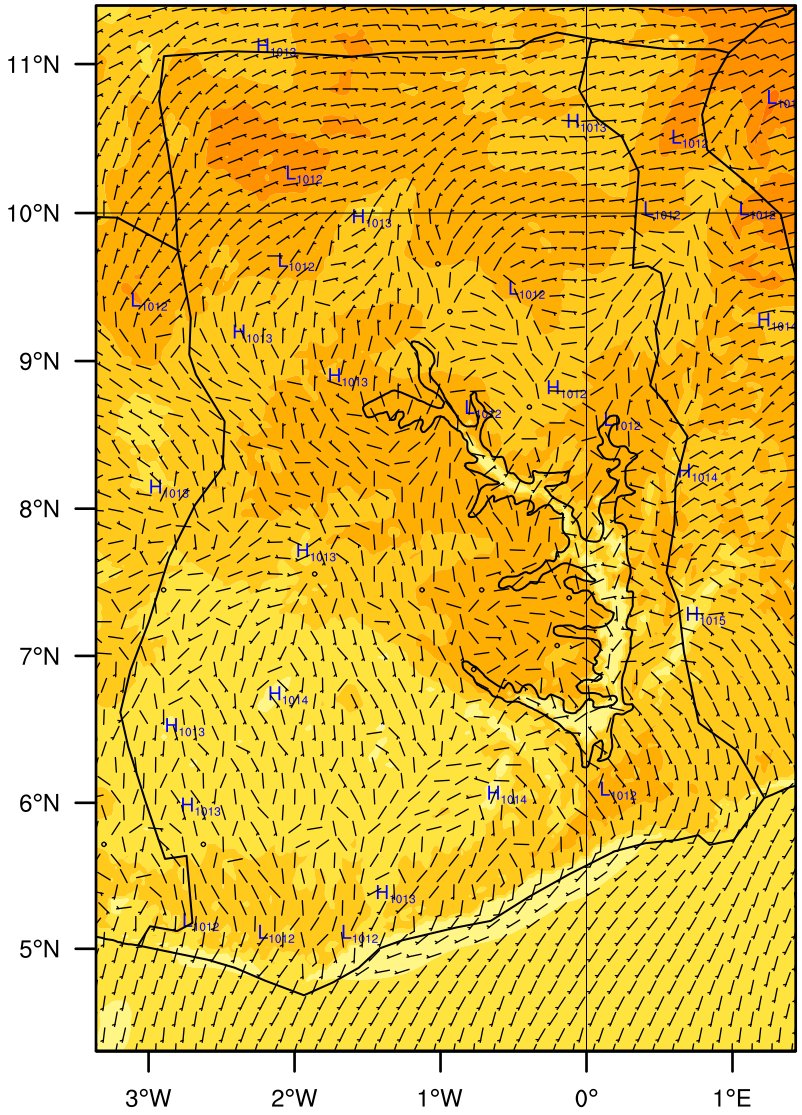

Sea Level Pressure Contours: 900 to 1100 by 5

TEMP at 2 M (C)

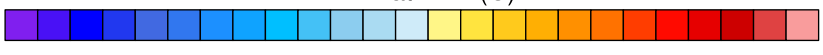

OUTPUT FROM WRF V4.7.1 MODEL
WE = 178 ; SN = 265 ; Levels = 40 ; Dis = 3km ; Phys Opt = 6 ; PBL Opt = 1 ; Cu Opt = 0

GMet (3DVar)

Init: 2026-11-24_06:00:00
Valid: 2026-11-24_12:00:00

TEMP at 2 M (C)
Sea Level Pressure (hPa)
Wind (kts)

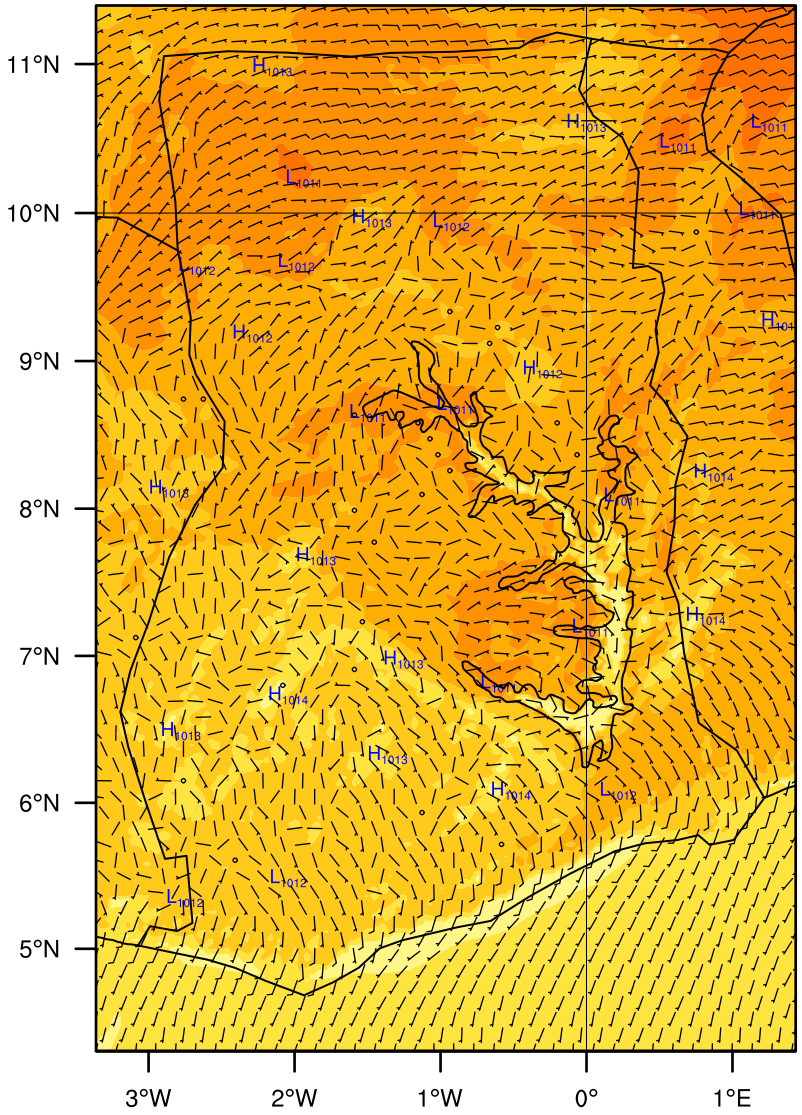

Sea Level Pressure Contours: 900 to 1100 by 5

TEMP at 2 M (C)



OUTPUT FROM WRF V4.7.1 MODEL
WE = 178 ; SN = 265 ; Levels = 40 ; Dis = 3km ; Phys Opt = 6 ; PBL Opt = 1 ; Cu Opt = 0

GMet (3DVar)

Init: 2026-11-24_06:00:00
Valid: 2026-11-24_13:00:00

TEMP at 2 M (C)
Sea Level Pressure (hPa)
Wind (kts)

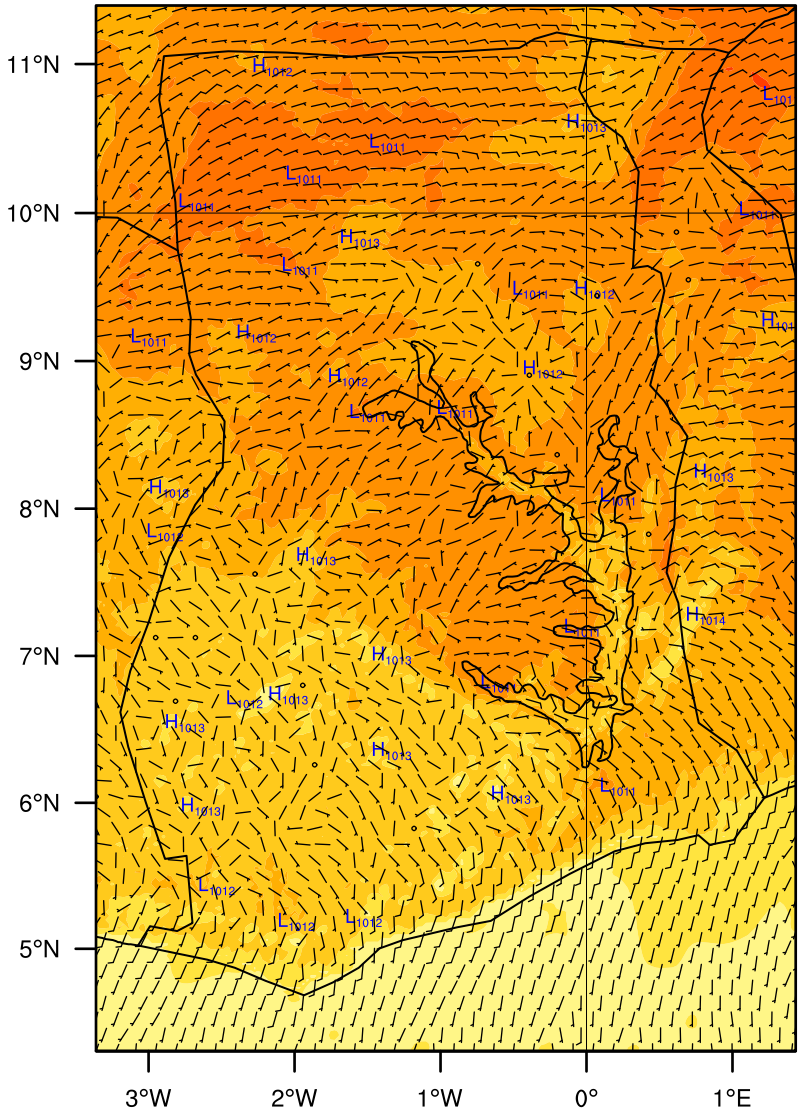

Sea Level Pressure Contours: 900 to 1100 by 5

TEMP at 2 M (C)

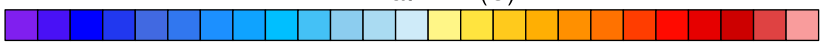

OUTPUT FROM WRF V4.7.1 MODEL
WE = 178 ; SN = 265 ; Levels = 40 ; Dis = 3km ; Phys Opt = 6 ; PBL Opt = 1 ; Cu Opt = 0

GMet (3DVar)

Init: 2026-11-24_06:00:00
Valid: 2026-11-24_14:00:00

TEMP at 2 M (C)
Sea Level Pressure (hPa)
Wind (kts)

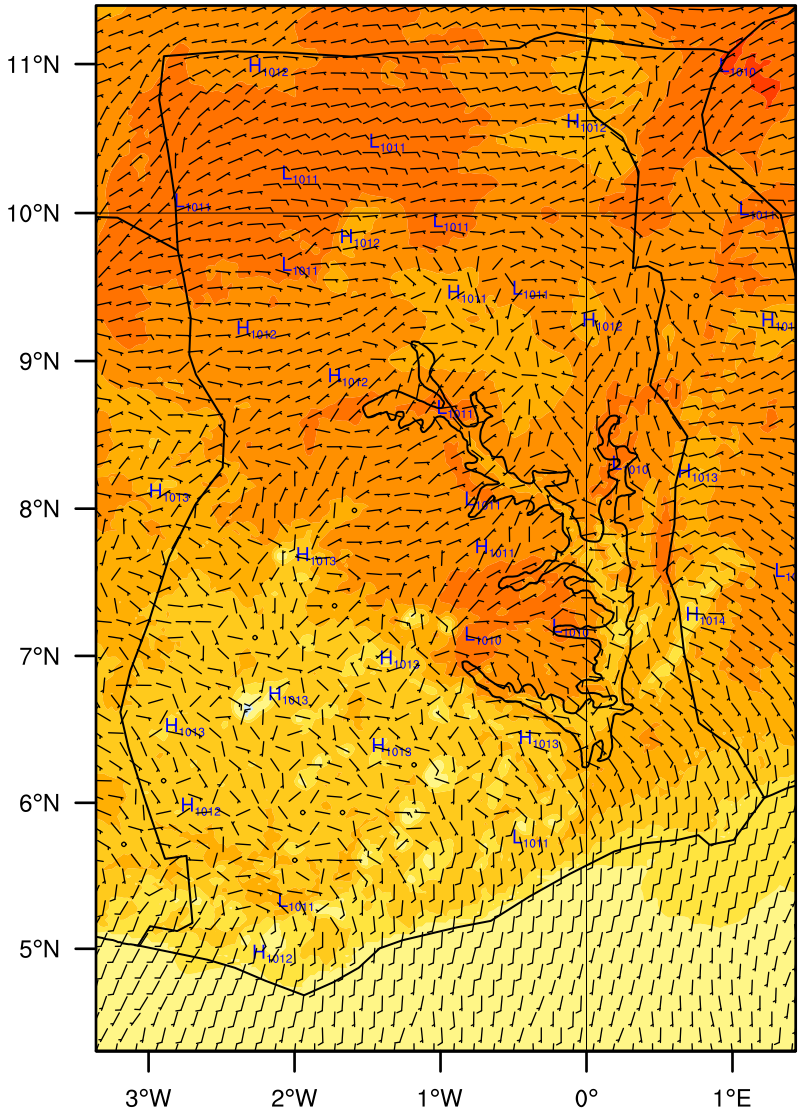

Sea Level Pressure Contours: 900 to 1100 by 5

TEMP at 2 M (C)

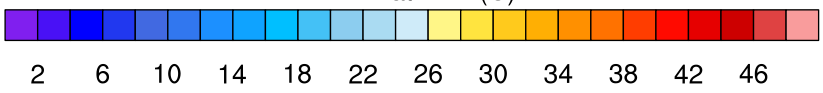

OUTPUT FROM WRF V4.7.1 MODEL
WE = 178 ; SN = 265 ; Levels = 40 ; Dis = 3km ; Phys Opt = 6 ; PBL Opt = 1 ; Cu Opt = 0

GMet (3DVar)

Init: 2026-11-24_06:00:00
Valid: 2026-11-24_15:00:00

TEMP at 2 M (C)
Sea Level Pressure (hPa)
Wind (kts)

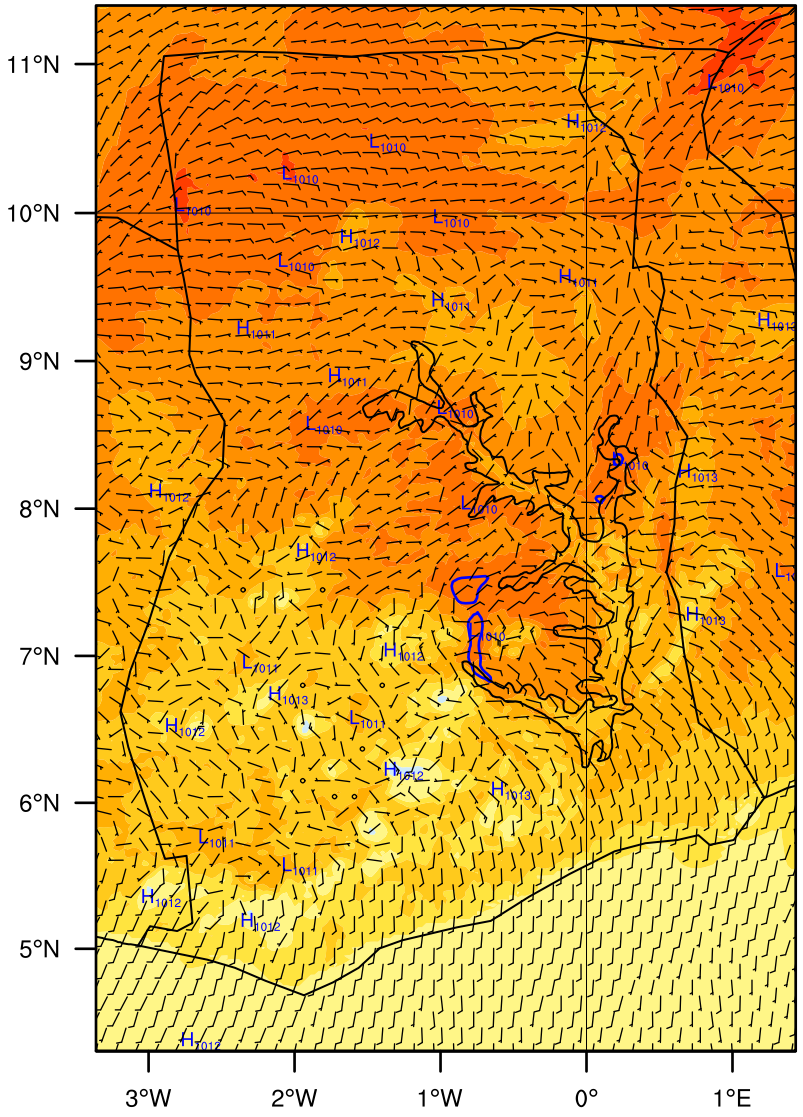

Sea Level Pressure Contours: 900 to 1100 by 5

TEMP at 2 M (C)



OUTPUT FROM WRF V4.7.1 MODEL
WE = 178 ; SN = 265 ; Levels = 40 ; Dis = 3km ; Phys Opt = 6 ; PBL Opt = 1 ; Cu Opt = 0

GMet (3DVar)

Init: 2026-11-24_06:00:00
Valid: 2026-11-24_16:00:00

TEMP at 2 M (C)
Sea Level Pressure (hPa)
Wind (kts)

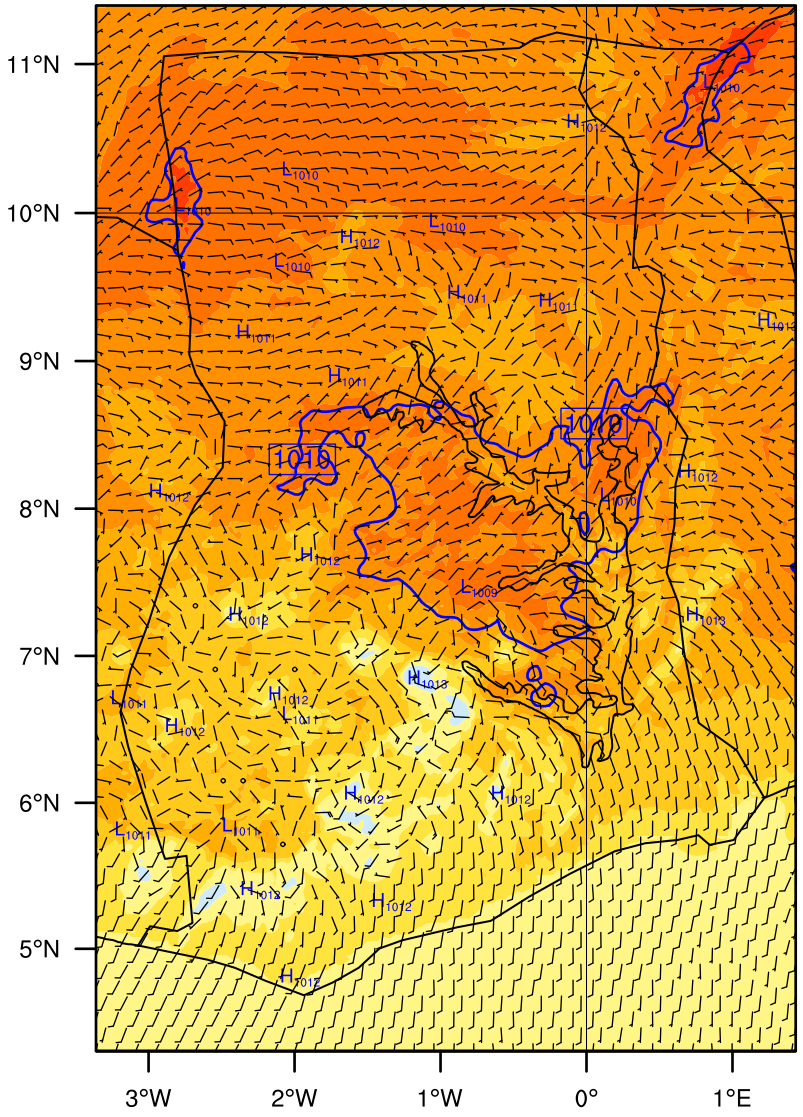

Sea Level Pressure Contours: 900 to 1100 by 5

TEMP at 2 M (C)

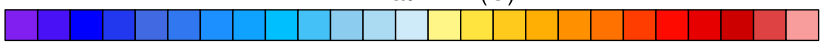

OUTPUT FROM WRF V4.7.1 MODEL
WE = 178 ; SN = 265 ; Levels = 40 ; Dis = 3km ; Phys Opt = 6 ; PBL Opt = 1 ; Cu Opt = 0

GMet (3DVar)

Init: 2026-11-24_06:00:00
Valid: 2026-11-24_17:00:00

TEMP at 2 M (C)
Sea Level Pressure (hPa)
Wind (kts)

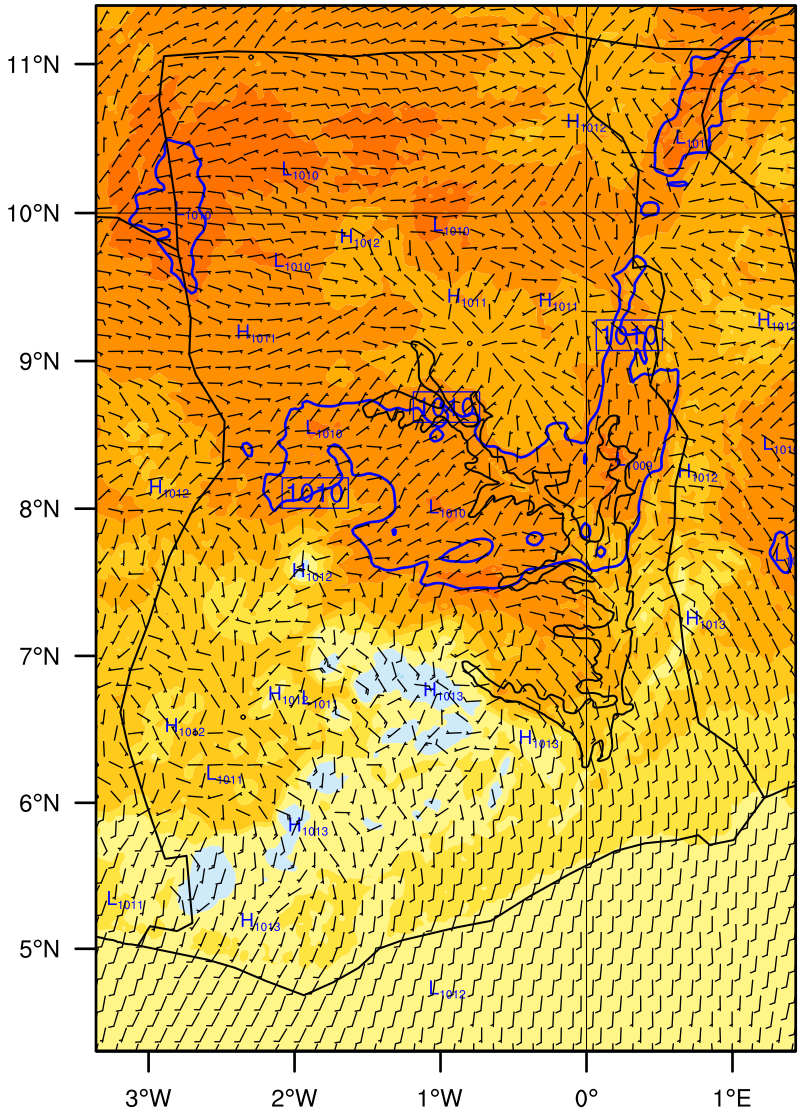

Sea Level Pressure Contours: 900 to 1100 by 5

TEMP at 2 M (C)



OUTPUT FROM WRF V4.7.1 MODEL
WE = 178 ; SN = 265 ; Levels = 40 ; Dis = 3km ; Phys Opt = 6 ; PBL Opt = 1 ; Cu Opt = 0

GMet (3DVar)

Init: 2026-11-24_06:00:00
Valid: 2026-11-24_18:00:00

TEMP at 2 M (C)
Sea Level Pressure (hPa)
Wind (kts)

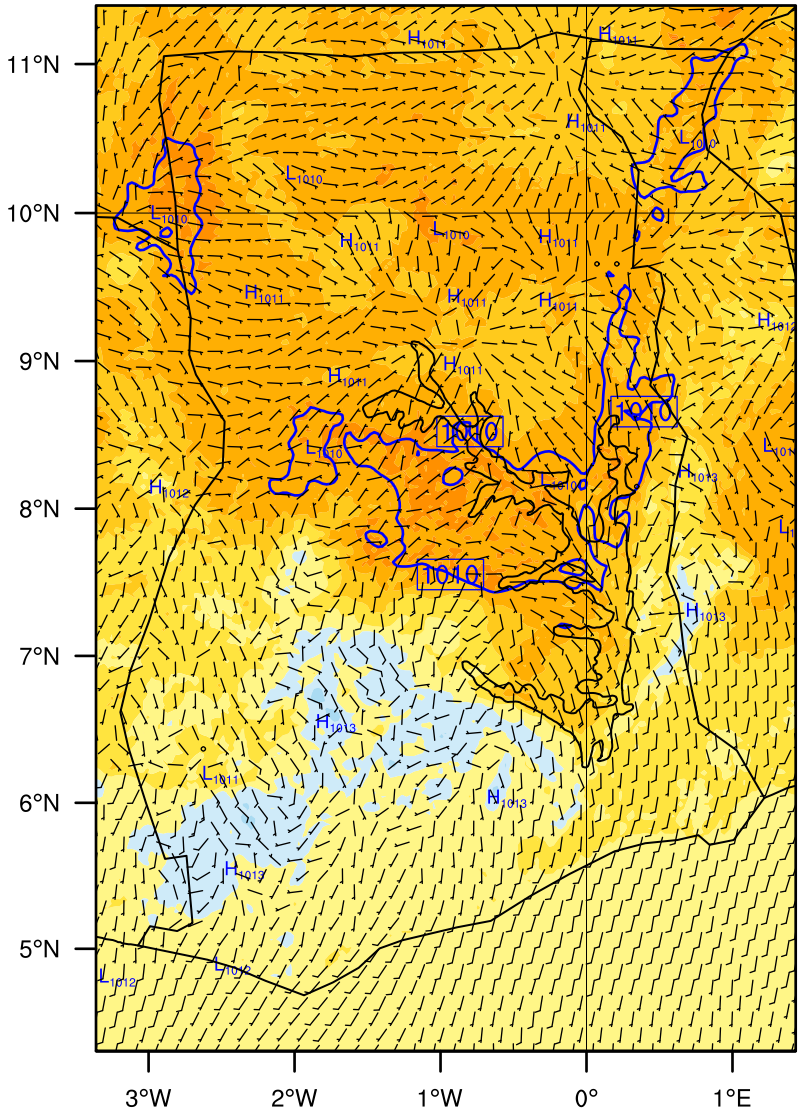

Sea Level Pressure Contours: 900 to 1100 by 5

TEMP at 2 M (C)

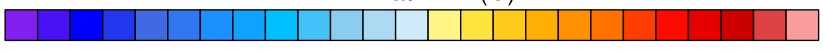

OUTPUT FROM WRF V4.7.1 MODEL
WE = 178 ; SN = 265 ; Levels = 40 ; Dis = 3km ; Phys Opt = 6 ; PBL Opt = 1 ; Cu Opt = 0

GMet (3DVar)

Init: 2026-11-24_06:00:00
Valid: 2026-11-24_19:00:00

TEMP at 2 M (C)
Sea Level Pressure (hPa)
Wind (kts)

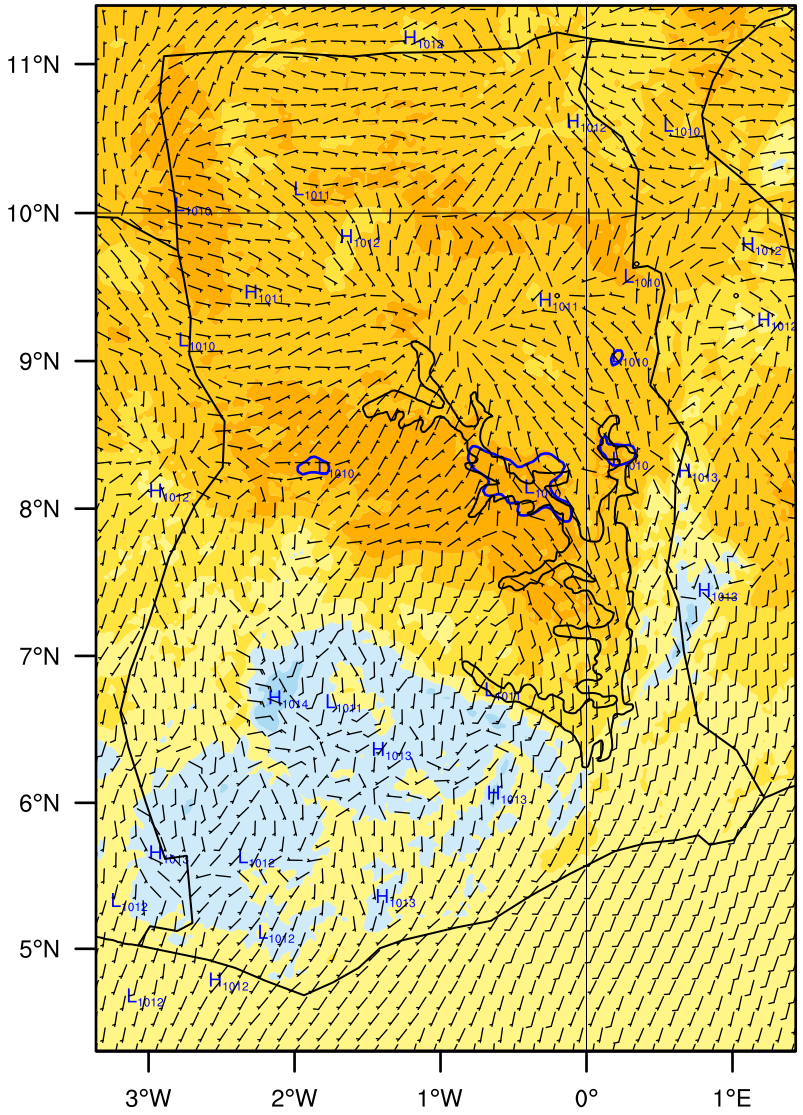

Sea Level Pressure Contours: 900 to 1100 by 5

TEMP at 2 M (C)



OUTPUT FROM WRF V4.7.1 MODEL
WE = 178 ; SN = 265 ; Levels = 40 ; Dis = 3km ; Phys Opt = 6 ; PBL Opt = 1 ; Cu Opt = 0

GMet (3DVar)

Init: 2026-11-24_06:00:00
Valid: 2026-11-24_20:00:00

TEMP at 2 M (C)
Sea Level Pressure (hPa)
Wind (kts)

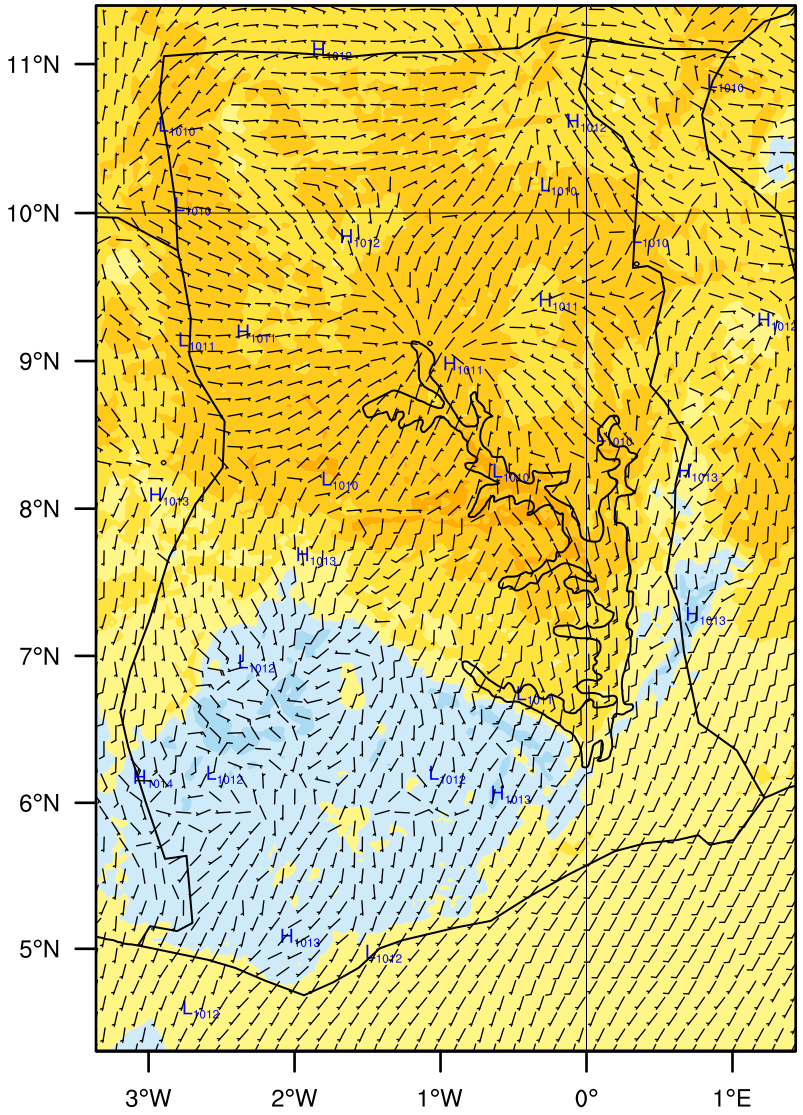

Sea Level Pressure Contours: 900 to 1100 by 5

TEMP at 2 M (C)



OUTPUT FROM WRF V4.7.1 MODEL
WE = 178 ; SN = 265 ; Levels = 40 ; Dis = 3km ; Phys Opt = 6 ; PBL Opt = 1 ; Cu Opt = 0

GMet (3DVar)

Init: 2026-11-24_06:00:00
Valid: 2026-11-24_21:00:00

TEMP at 2 M (C)
Sea Level Pressure (hPa)
Wind (kts)

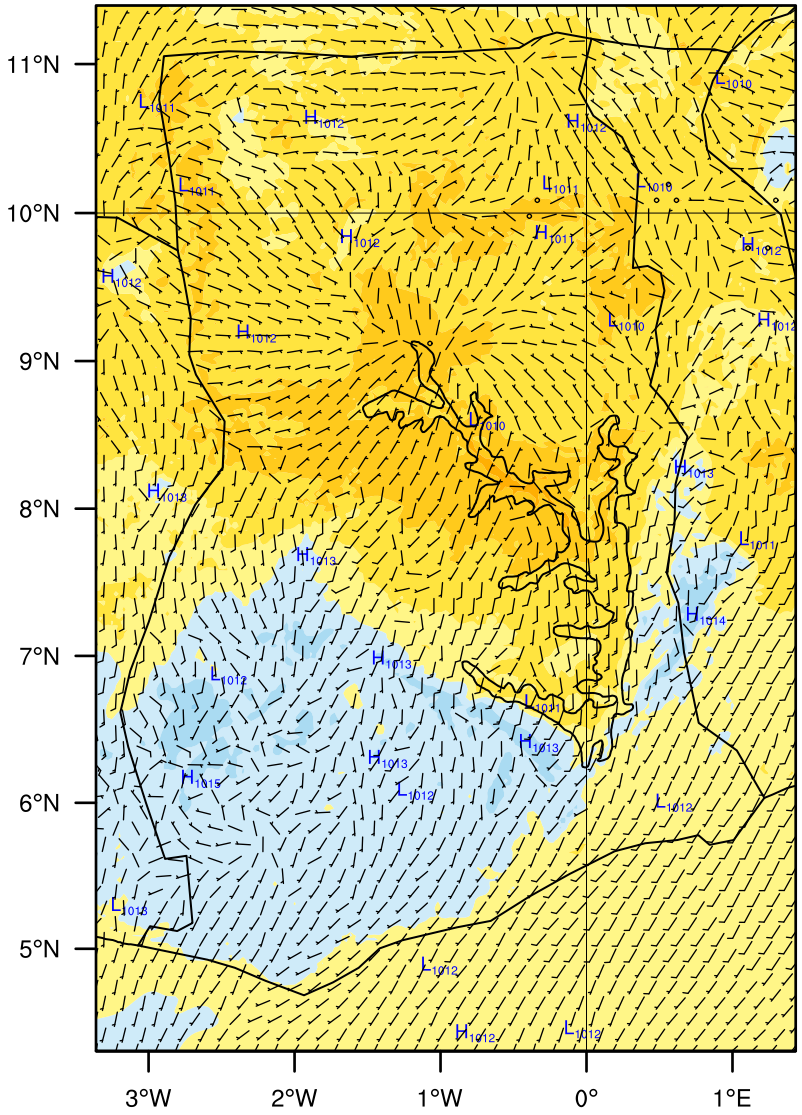

Sea Level Pressure Contours: 900 to 1100 by 5

TEMP at 2 M (C)

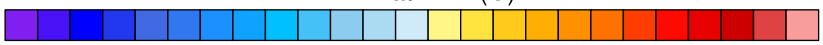

OUTPUT FROM WRF V4.7.1 MODEL
WE = 178 ; SN = 265 ; Levels = 40 ; Dis = 3km ; Phys Opt = 6 ; PBL Opt = 1 ; Cu Opt = 0

GMet (3DVar)

Init: 2026-11-24_06:00:00
Valid: 2026-11-24_22:00:00

TEMP at 2 M (C)
Sea Level Pressure (hPa)
Wind (kts)

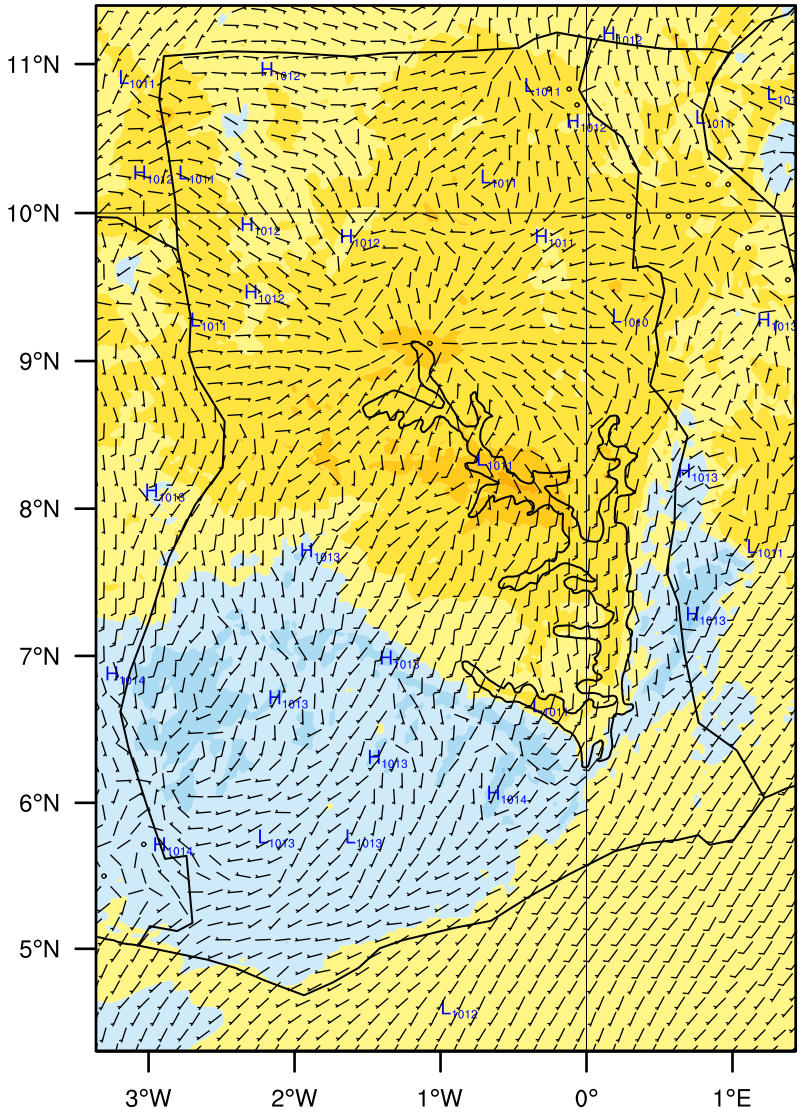

Sea Level Pressure Contours: 900 to 1100 by 5

TEMP at 2 M (C)



OUTPUT FROM WRF V4.7.1 MODEL
WE = 178 ; SN = 265 ; Levels = 40 ; Dis = 3km ; Phys Opt = 6 ; PBL Opt = 1 ; Cu Opt = 0

GMet (3DVar)

Init: 2026-11-24_06:00:00
Valid: 2026-11-24_23:00:00

TEMP at 2 M (C)
Sea Level Pressure (hPa)
Wind (kts)

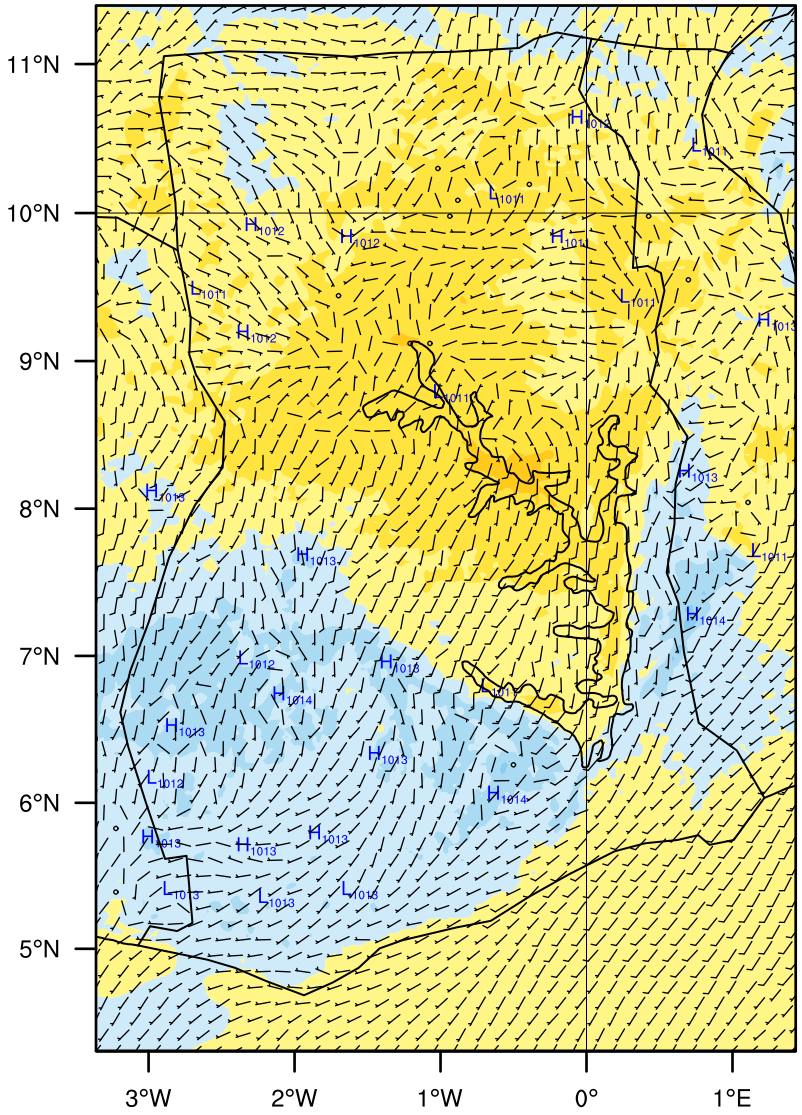

Sea Level Pressure Contours: 900 to 1100 by 5

TEMP at 2 M (C)



OUTPUT FROM WRF V4.7.1 MODEL
WE = 178 ; SN = 265 ; Levels = 40 ; Dis = 3km ; Phys Opt = 6 ; PBL Opt = 1 ; Cu Opt = 0

GMet (3DVar)

Init: 2026-11-24_06:00:00
Valid: 2026-11-25_00:00:00

TEMP at 2 M (C)
Sea Level Pressure (hPa)
Wind (kts)

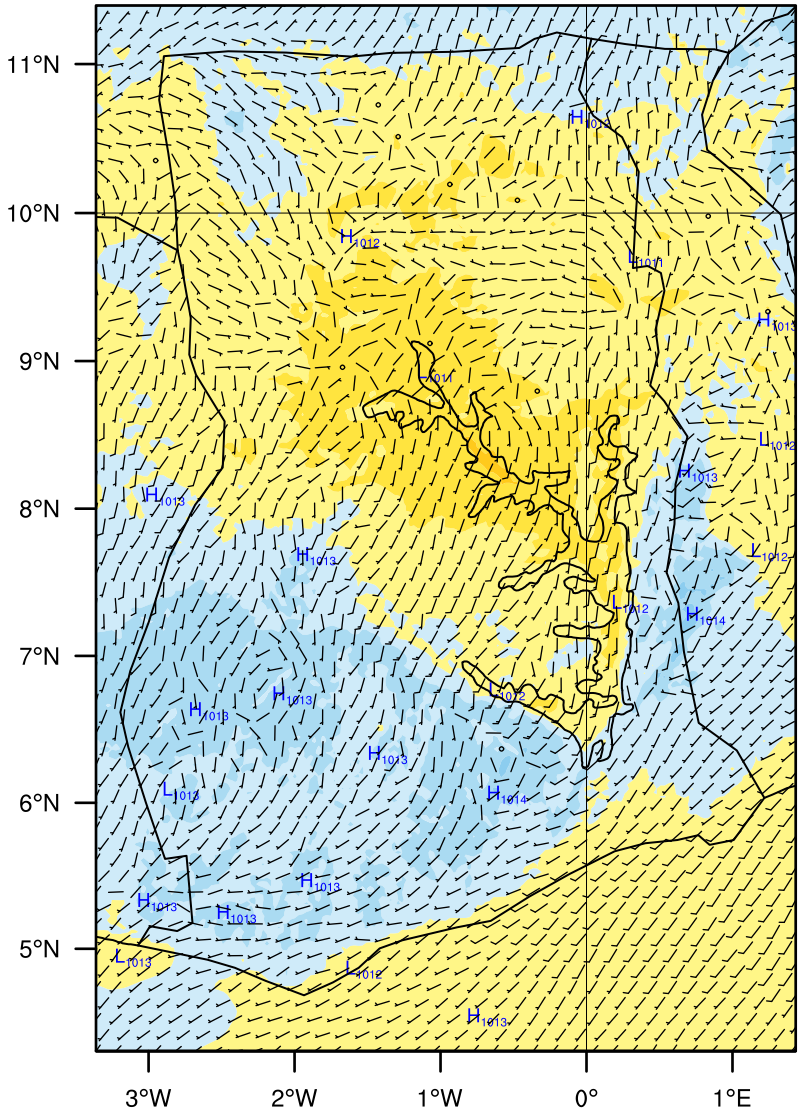

Sea Level Pressure Contours: 900 to 1100 by 5

TEMP at 2 M (C)

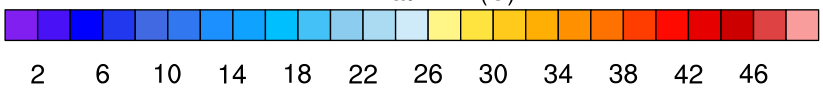

OUTPUT FROM WRF V4.7.1 MODEL
WE = 178 ; SN = 265 ; Levels = 40 ; Dis = 3km ; Phys Opt = 6 ; PBL Opt = 1 ; Cu Opt = 0

GMet (3DVar)

Init: 2026-11-24_06:00:00
Valid: 2026-11-25_01:00:00

TEMP at 2 M (C)
Sea Level Pressure (hPa)
Wind (kts)

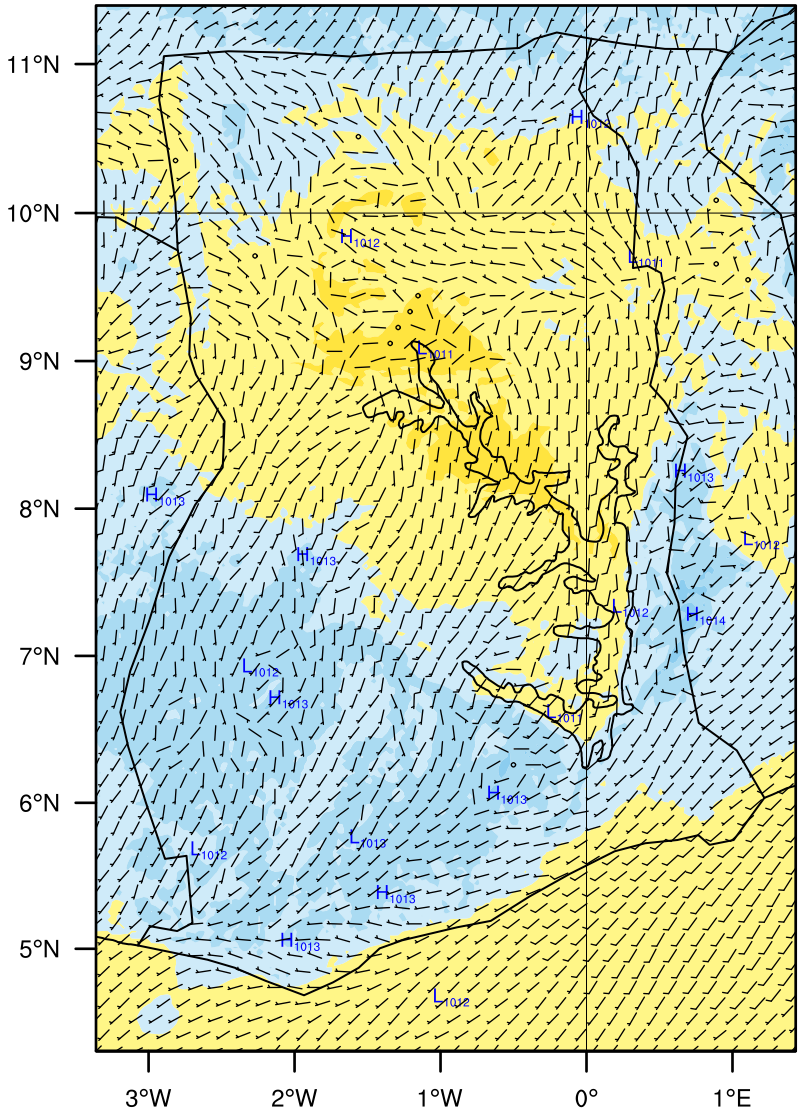

Sea Level Pressure Contours: 900 to 1100 by 5

TEMP at 2 M (C)

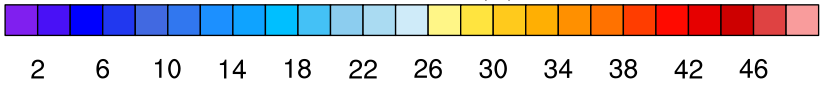

OUTPUT FROM WRF V4.7.1 MODEL
WE = 178 ; SN = 265 ; Levels = 40 ; Dis = 3km ; Phys Opt = 6 ; PBL Opt = 1 ; Cu Opt = 0

GMet (3DVar)

Init: 2026-11-24_06:00:00
Valid: 2026-11-25_02:00:00

TEMP at 2 M (C)
Sea Level Pressure (hPa)
Wind (kts)

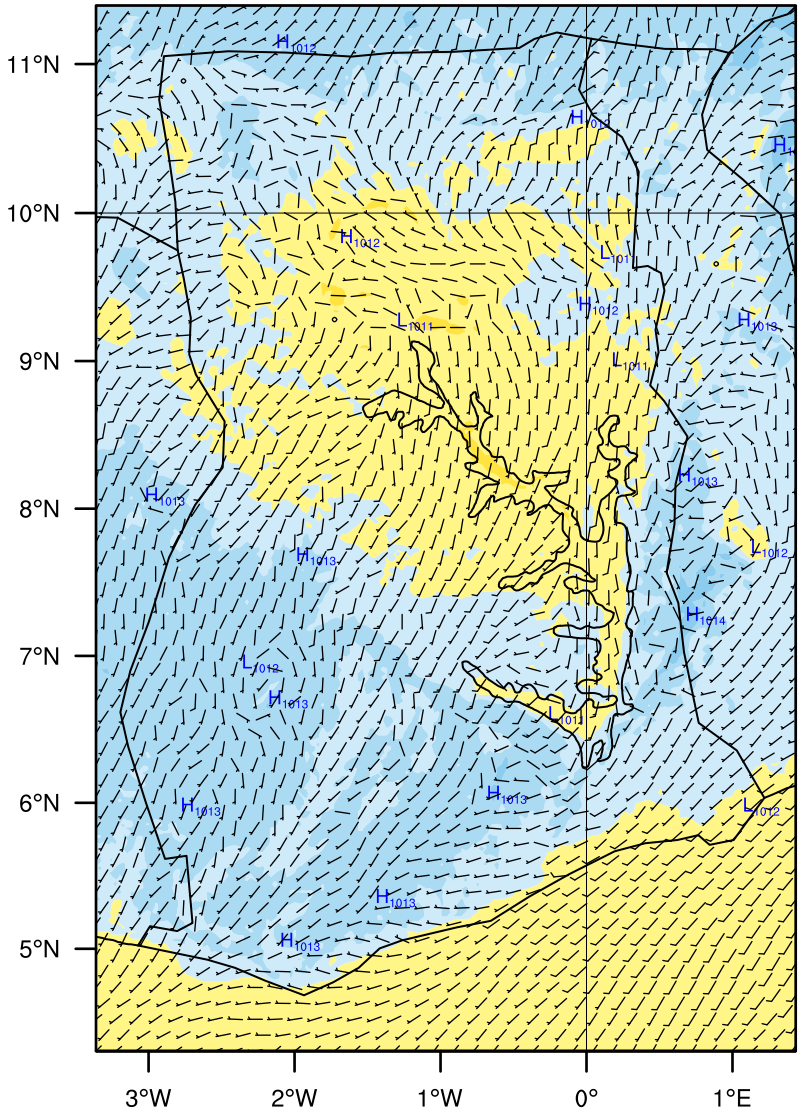

Sea Level Pressure Contours: 900 to 1100 by 5

TEMP at 2 M (C)

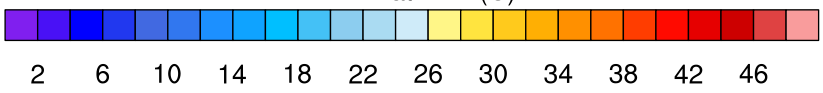

OUTPUT FROM WRF V4.7.1 MODEL
WE = 178 ; SN = 265 ; Levels = 40 ; Dis = 3km ; Phys Opt = 6 ; PBL Opt = 1 ; Cu Opt = 0

GMet (3DVar)

Init: 2026-11-24_06:00:00
Valid: 2026-11-25_03:00:00

TEMP at 2 M (C)
Sea Level Pressure (hPa)
Wind (kts)

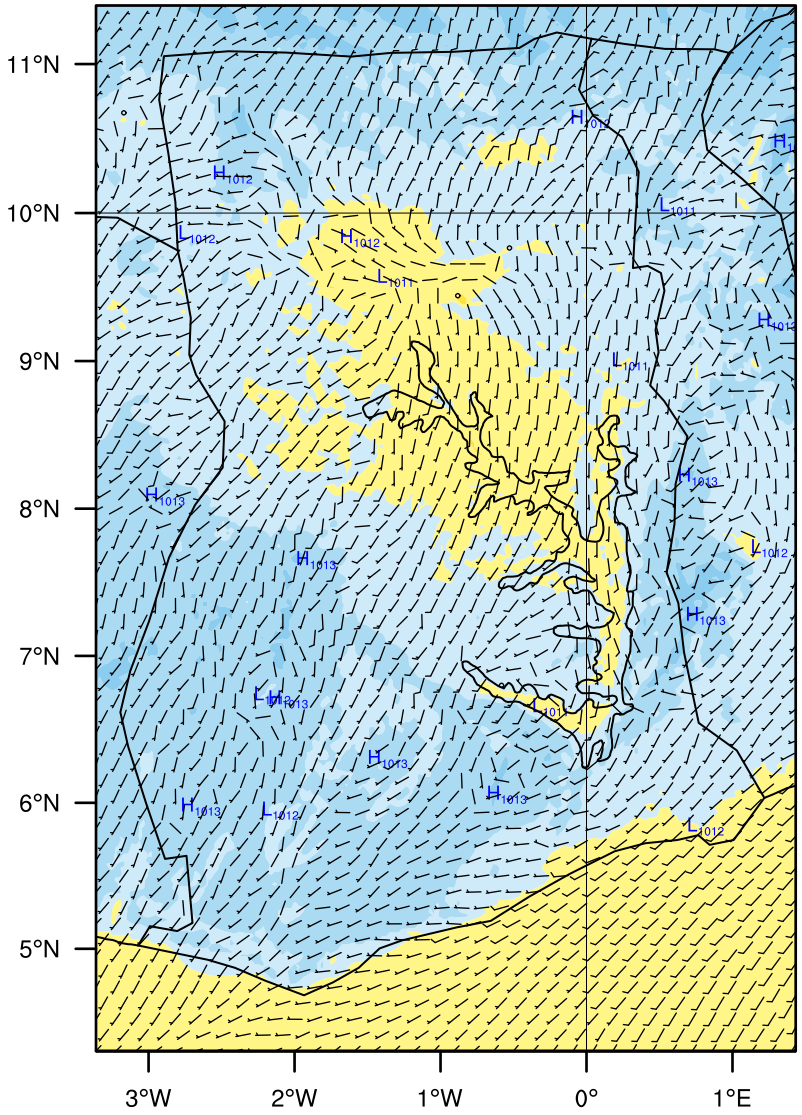

Sea Level Pressure Contours: 900 to 1100 by 5

TEMP at 2 M (C)

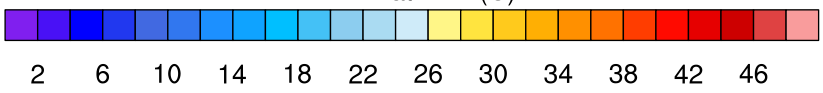

OUTPUT FROM WRF V4.7.1 MODEL
WE = 178 ; SN = 265 ; Levels = 40 ; Dis = 3km ; Phys Opt = 6 ; PBL Opt = 1 ; Cu Opt = 0

GMet (3DVar)

Init: 2026-11-24_06:00:00
Valid: 2026-11-25_04:00:00

TEMP at 2 M (C)
Sea Level Pressure (hPa)
Wind (kts)

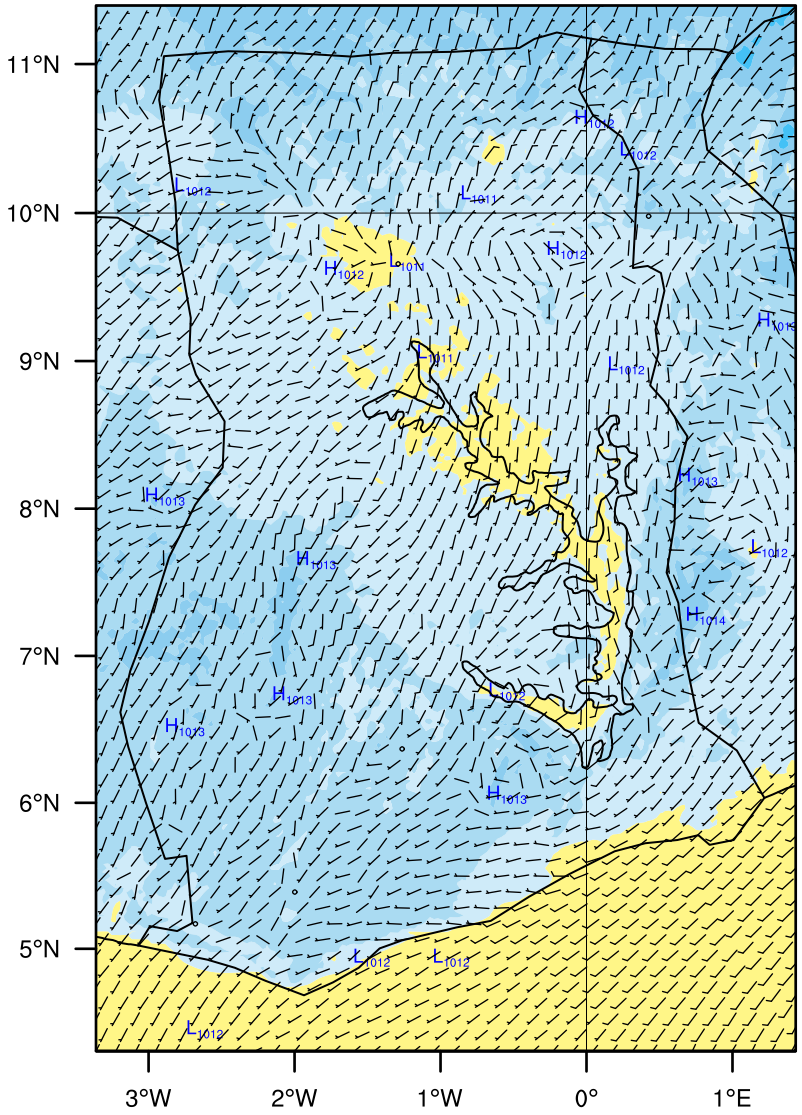

Sea Level Pressure Contours: 900 to 1100 by 5

TEMP at 2 M (C)



OUTPUT FROM WRF V4.7.1 MODEL
WE = 178 ; SN = 265 ; Levels = 40 ; Dis = 3km ; Phys Opt = 6 ; PBL Opt = 1 ; Cu Opt = 0

GMet (3DVar)

Init: 2026-11-24_06:00:00
Valid: 2026-11-25_05:00:00

TEMP at 2 M (C)
Sea Level Pressure (hPa)
Wind (kts)

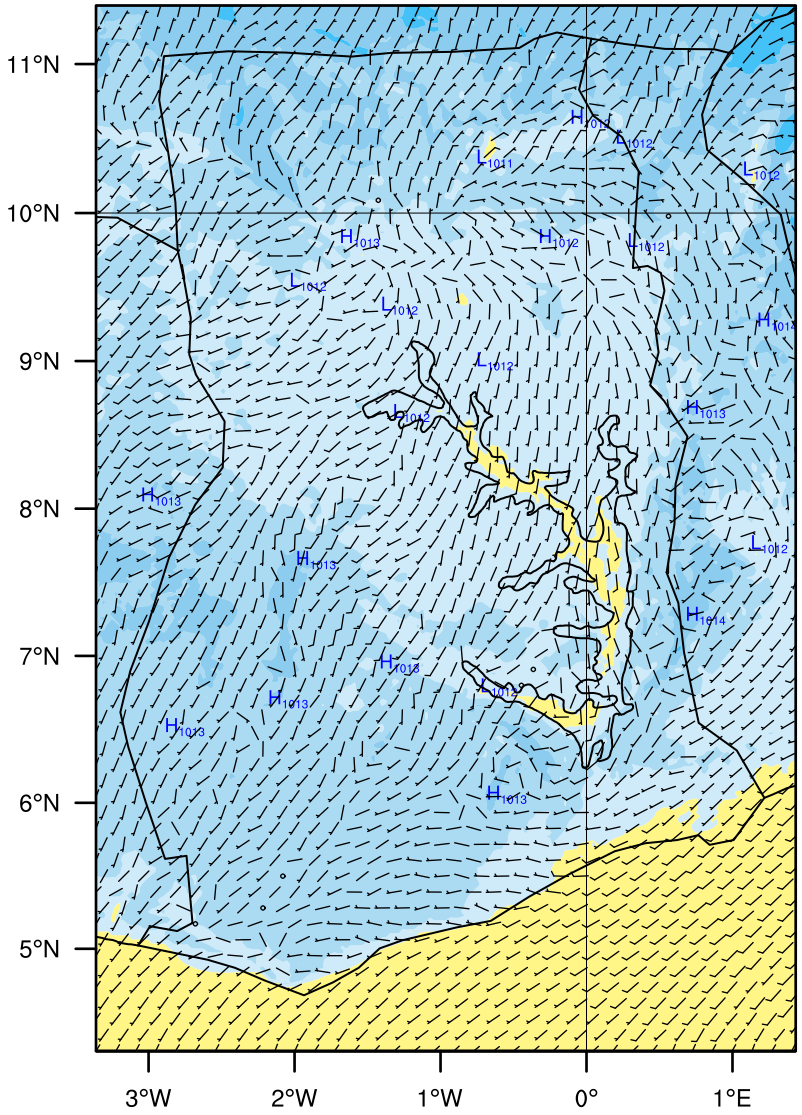

Sea Level Pressure Contours: 900 to 1100 by 5

TEMP at 2 M (C)

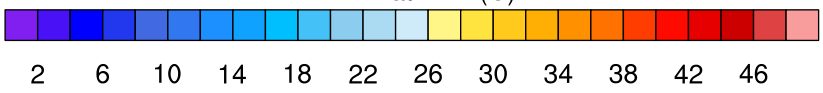

OUTPUT FROM WRF V4.7.1 MODEL
WE = 178 ; SN = 265 ; Levels = 40 ; Dis = 3km ; Phys Opt = 6 ; PBL Opt = 1 ; Cu Opt = 0

GMet (3DVar)

Init: 2026-11-24_06:00:00
Valid: 2026-11-25_06:00:00

TEMP at 2 M (C)
Sea Level Pressure (hPa)
Wind (kts)

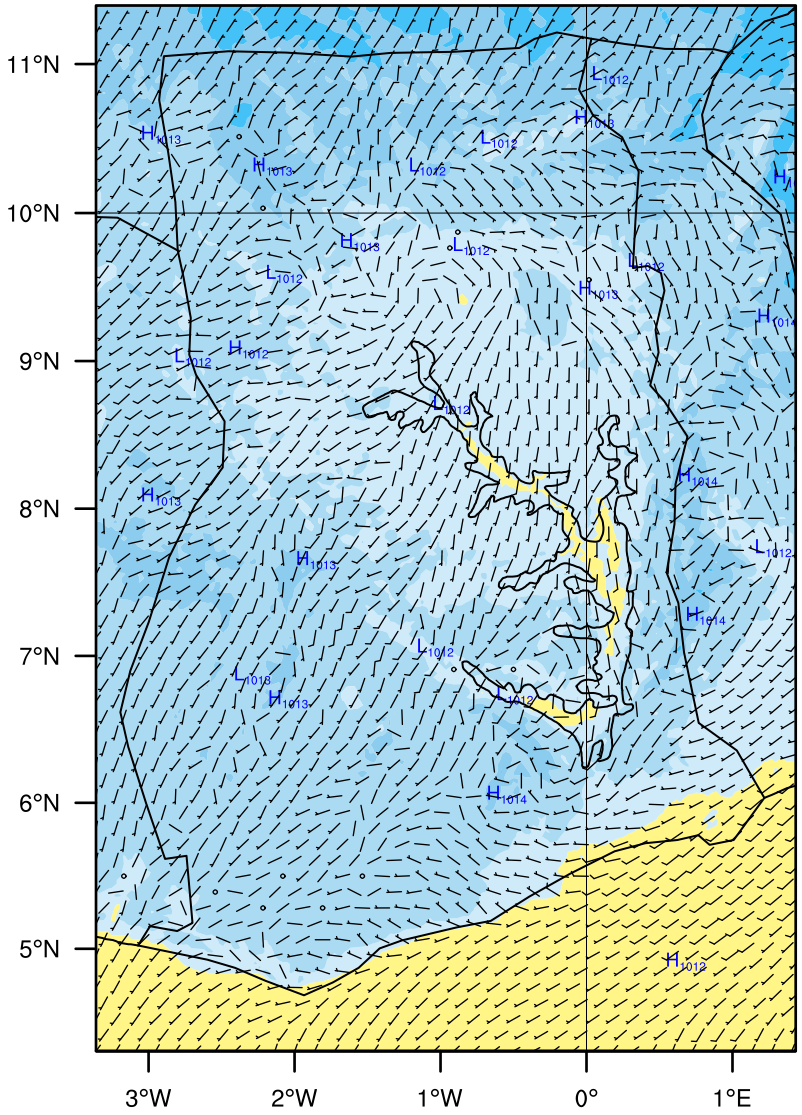

Sea Level Pressure Contours: 900 to 1100 by 5

TEMP at 2 M (C)

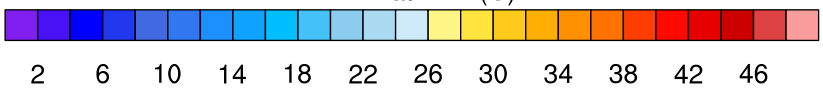

OUTPUT FROM WRF V4.7.1 MODEL
WE = 178 ; SN = 265 ; Levels = 40 ; Dis = 3km ; Phys Opt = 6 ; PBL Opt = 1 ; Cu Opt = 0